
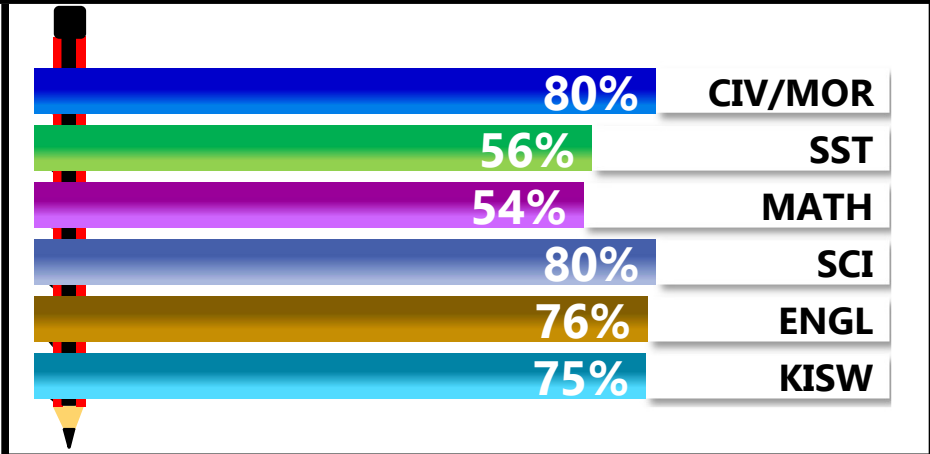


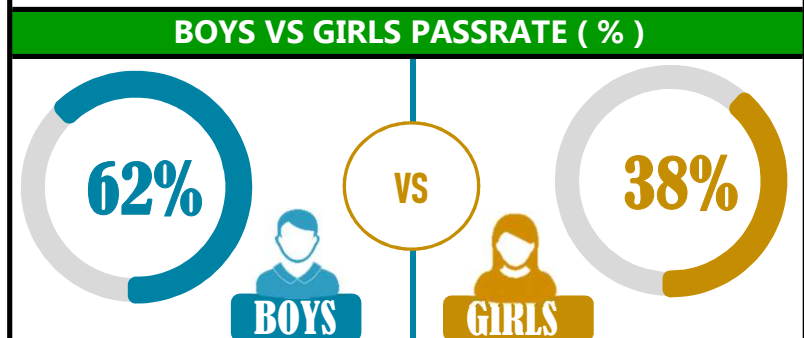
		<h1>GOD'S BRIDGE</h1>			
REGION: MBEYA		SCHOOL AVERAGE	210.2	OVERALL GRADE	
DISTRICT: MBALIZI				Category	
				ABOVE 40	

SUBJECT PERFORMANCE ANALYSIS

SUBJECT NAME	AVG	%	RNK
SCIENCE	39.9	80%	1
CIVIC & MORAL	39.8	80%	2
ENGLISH	38.0	76%	3
KISWAHILI	37.5	75%	4
SOCIAL STUDIES	28.0	56%	5
MATHEMATICS	26.9	54%	6
BOYS/GIRLS PASS RATE	STD	AVG	%
BOYS	30	0.62	62%
GIRLS	19	0.38	38%



GRADE ANALYSIS SUMMARY					
SUBJECT NAME/GRADE	A	B	C	D	E
MATHEMATICS	1	12	28	8	0
KISWAHILI	17	28	2	2	0
ENGLISH	11	35	3	0	0
SCIENCE	19	30	0	0	0
SOCIAL STUDIES	0	16	29	4	0
CIVIC AND MORAL	22	26	0	0	0



OVERALL GRADE ANALYSIS	NO.	SEATED	%
A	1	49	2%
B	45		92%
C	3		6%
D	0	0	0%
E	0		0%

OVERALL PERFORMANCE ANALYSIS		
REGISTERED	49	100%
SEATED	49	100%
ABSENTEES	0	0%
PASSED	49	100%
FAILED	0	0%

INDEX	NAME	SEX	MATHEMATICS		KISWAHILI		ENGLISH		SCIENCE		SOCIAL STUDIES		CIVIC & MORAL		TOTAL	AVERAGE	OVERALL GRADE	SCH POSITION	OVERALL POSITION
1	MELCKIZEDECK STEVEN MWANDE	M	42	A	42	A	43	A	44	A	33	B	44	A	248	41	A	1	1548
2	AMAN ACKSON SAJAUNE	M	39	B	46	A	39	B	40	B	33	B	39	B	236	39	B	2	2347
3	CONSOLATHA DICKSON MATINGA	F	33	B	43	A	40	B	41	A	35	B	42	A	234	39	B	3	2482.5
4	DANIEL PAUL LUPEMBE	M	30	C	43	A	41	A	43	A	30	C	41	A	228	38	B	4	2902.5
5	RAYMOND ZAIRE MWANDISI	M	40	B	41	A	32	B	40	B	32	B	41	A	226	38	B	5	3051
6	LEWIS ALLY ANDREW	M	31	B	45	A	37	B	42	A	28	C	41	A	224	37	B	7	3187.5
7	ROBERT ANDREW MAUNGO	M	39	B	38	B	34	B	40	B	30	C	43	A	224	37	B	7	3187.5
8	GLORY ISRAEL MLABWA	F	35	B	36	B	38	B	40	B	33	B	42	A	224	37	B	7	3187.5
9	KEPHA YELAM MWELILE	M	33	B	40	B	41	A	39	B	29	C	41	A	223	37	B	9.5	3250.5
10	ELINA ROBERT MWAMBONEKE	F	32	B	40	B	40	B	39	B	28	C	44	A	223	37	B	9.5	3250.5
11	COLLINS JOSIA STEVEN	M	26	C	43	A	43	A	40	B	33	B	37	B	222	37	B	12	3309
12	HENRY SAVULA LISANGA	M	27	C	41	A	38	B	40	B	34	B	42	A	222	37	B	12	3309
13	CHRISS NICKSON MTIMBUKA	M	37	B	39	B	39	B	39	B	33	B	33	B	220	37	B	13	3440.5
14	SHARI OBED MWASILE	F	30	C	37	B	41	A	38	B	31	B	42	A	219	37	B	14	3507
15	ABDULLATIF BAKARI MOHAMED	M	29	C	41	A	39	B	43	A	28	C	38	B	218	36	B	16	3573.5
16	LEODIGA IBRAHIMU MWIGANI	M	35	B	38	B	37	B	41	A	27	C	40	B	218	36	B	16	3573.5
17	MANSHURA RAMADHANI KALING	F	30	C	35	B	41	A	40	B	28	C	44	A	218	36	B	16	3573.5
18	ETHAN BROWN MWAIKAMBO	M	25	C	38	B	39	B	40	B	32	B	43	A	217	36	B	19	3645
19	JACKSON JOHNSON MGIMBA	M	36	B	38	B	35	B	38	B	31	B	39	B	217	36	B	19	3645
20	VICTOR CHRISPIN MUMANGA	M	22	C	41	A	43	A	42	A	28	C	41	A	217	36	B	19	3645
21	VANESSA HURUMA MWAMPOSA	F	26	C	34	B	40	B	41	A	32	B	42	A	215	36	B	21	3787.5
22	GERALD SAID MWALUKOPE	M	30	C	34	B	38	B	40	B	36	B	36	B	214	36	B	22	3844.5
23	HAPPY PAUL NJUGUNA	F	25	C	42	A	39	B	40	B	27	C	40	B	213	36	B	24	3903.5

INDEX	NAME	SEX	MATHEMATICS		KISWAHILI		ENGLISH		SCIENCE		SOCIAL STUDIES		CIVIC & MORAL		TOTAL	AVERAGE	OVERALL GRADE	SCH POSITION	OVERALL POSITION
24	QUEEN ANTONY MWANTONA	F	31	B	36	B	39	B	40	B	25	C	42	A	213	36	B	24	3903.5
25	WILLIAM EMMANUEL NASSARY	M	24	C	44	A	40	B	41	A	23	C	40	B	212	35	B	25	3965.5
26	ELISHA EMMANUEL MBILINYI	M	21	C	46	A	41	A	33	B	31	B	39	B	211	35	B	26	4033.5
27	GIAN AGANYILA KAKIKO	F	26	C	41	A	37	B	38	B	27	C	41	A	210	35	B	27	4100.5
28	INOCENT ADAM KAMINYOGE	M	23	C	43	A	34	B	39	B	31	B	39	B	209	35	B	29	4166
29	VANE AGNIWE SWALLO	F	20	D	36	B	39	B	42	A	30	C	42	A	209	35	B	29	4166
30	SIMON HAKIM TWEVE	M	29	C	40	B	33	B	42	A	27	C	37	B	208	35	B	30	4228.5
31	IBRAHIM CHARLES SANGA	M	24	C	33	B	38	B	45	A	27	C	40	B	207	35	B	31	4284.5
32	DANIEL NAFTARI MWINUKA	M	22	C	34	B	45	A	39	B	33	B	33	B	206	34	B	33	4337
33	LEONARD IBARAHIMU MWIGANI	M	23	C	39	B	42	A	42	A	21	C	39	B	206	34	B	33	4337
34	WILLIAM GILBERT MWAKANGALE	M	20	D	39	B	34	B	41	A	28	C	43	A	205	34	B	35	4389
35	VANESA NESTORY MLOKA	F	24	C	41	A	39	B	39	B	22	C	40	B	205	34	B	35	4389
36	ELIZABETH KHAMIS KANANI	F	28	C	38	B	39	B	42	A	20	D	37	B	204	34	B	37	4443.5
37	LIGHTNESS KIVAULA LUHANGA	F	24	C	41	A	27	C	42	A	29	C	41	A	204	34	B	37	4443.5
38	VAILETH DISMAS MBELEKA	F	18	D	34	B	38	B	42	A	29	C	41	A	202	34	B	38	4558
39	DOMINIC STEVEN JOSEPH	M	25	C	35	B	39	B	40	B	25	C	36	B	200	33	B	39	4674.5
40	EVE ERICK CHAULA	F	25	C	30	C	36	B	37	B	28	C	43	A	199	33	B	40	4727.5
41	HARUNI LAMECK KUSIRUKA	M	23	C	37	B	30	C	43	A	27	C	38	B	198	33	B	42	4770
42	GIFT BEN MSELE	F	23	C	33	B	37	B	37	B	28	C	40	B	198	33	B	42	4770
43	SAWA FULCO MLELWA	M	20	D	32	B	42	A	41	A	22	C	39	B	196	33	B	44	4864
44	FLORA CHARLES KIWAYA	F	18	D	33	B	40	B	39	B	26	C	40	B	196	33	B	44	4864
45	SAMWEL GILBERT SANGA	M	23	C	38	B	31	B	39	B	20	D	40	B	191	32	B	45	5068.5

INDEX	NAME	SEX	MATHEMATICS		KISWAHILI		ENGLISH		SCIENCE		SOCIAL STUDIES		CIVIC & MORAL		TOTAL	AVERAGE	OVERALL GRADE	SCH POSITION	OVERALL POSITION
46	JONATHAN HAMIS AMIR	M	17	D	38	B	37	B	32	B	22	C	37	B	183	31	B	46	5372.5
47	ANNASTAZIA PAUL SHEYO	F	17	D	20	D	38	B	40	B	18	D	42	A	175	29	C	47	5632
48	GILADINO AYUB NG'ANDE	M	23	C	26	C	28	C	34	B	20	D	36	B	167	28	C	48	5843.5
49	EVELINA GERALD BAKIZE	F	14	D	16	D	40	B	38	B	24	C	32	B	164	27	C	49	5922